

Building over (or close to) a public sewer or lateral drain

What you should do, and how we can help





Contents

Thinking about extending your home? We're here to help.	3
Before you start	4
Why do I need to let Welsh Water know?	5
Who's responsible for what?	6
How do I know if there's a public sewer on my land?	7
How do I get consent to build over or close to a sewer?	9
Before you begin	10
Building Close to (but not over)	11
Our consent criteria	12
Declaration of Works form	22



Thinking about extending your home? We're here to help.

It's our job to collect wastewater from homes and businesses across Wales. And to do this we use our vast network of sewer pipes, over 30,000km of them in total - that's enough to stretch to Australia and back! Our sewer pipes take away wastewater to clean it, treat it and return it safely back to the environment, so that we can keep our rivers and seas clean.

Our sewers run under the ground all over our operating area, in streets and gardens, fields and land. So, if you're building an extension, chances are there will be a sewer pipe nearby.

That's why you'll need to let us know if you're planning to extend your home, so that we can make sure your home, and our pipes, are protected, during and after the build.

If you plan to build over, or within 3 metres of one of our sewer pipes or lateral drains, you'll need to let us know - so that we can consider your proposal.

This booklet tells you how.

Larger and deeper sewers and larger developments

This booklet deals with alterations to existing residential properties - typically, where a homeowner is planning to build an extension either over or very close to small public sewers and lateral drains, with a maximum diameter of 225mm.

If you're building a new house or extending an industrial or commercial premises we will not provide consent to build over or close to a public sewer or lateral drain.

So if you're planning a bigger job, do ring us on **0800 917 2652**.





Before you start

If you're thinking of improving your home by extending, adding a conservatory, annexe, or garage, you'll need to find out if there are any lateral drains or sewers on your land. Your architect or builder may be able to help you find out if there's a public sewer or drain within your property boundary. Engaging with them at an early stage may avoid delays and unnecessary additional costs at a later stage in your proposed development.

If there is pipework on your land it could affect the position, size and design of your extension. Building over or near a pipe could damage the pipe or your home in the long term, so it's important we work together to find out what pipework is underground.

We recommend you find out where the lateral drains and sewers are well in advance of starting any building work. Ideally, you should know where the pipes are at the design stage of your project – before you start any work. This will help to avoid unnecessary delays, damage to pipes or additional costs further down the line.





Why do I need to let Welsh Water know?

Welsh Water is responsible for all public sewers within our operating area – that's most of Wales, and parts of Hereford and Deeside – this includes the maintenance of them. We need to make sure that building work doesn't damage the sewer (and potentially your home and environment) or make it harder for us to access and maintain a sewer in the long term, resulting in increased costs to all our customers.

Building Regulations approval

While planning your extension, you should have obtained Planning Permission or Building Regulations approval from your Local Authority. Or perhaps you're carrying out work which falls under 'homeowners' permitted development rights,' or doesn't need Building Regulations (things like conservatories, car ports and porches sometimes fall into this category).

However, these permits do not give you consent to build over, or close to, Welsh Water's lateral drains and sewers.





Who's responsible for what?

As a property owner, you are responsible for drains that serve only your property and are within your property boundary. This includes underground pipes, gutters and downpipes attached to your property.

Welsh Water is responsible for lateral drains serving only your property which are outside of your boundary and connect to the existing public sewer network, as well as sewers serving multiple properties that are within your boundary. There's a good chance that there are some pipes within your property boundary which are owned by Welsh Water. There may be more than one sewer pipe within your property boundary, i.e a foul sewer and a surface water sewer. If you're building over sewers and drains owned by Welsh Water, you need our permission first. **The diagram below shows some examples of who owns what:**



You can find more examples of which pipes are owned by Welsh Water in our **Consent Criteria** at the back of this document



How do I know if there's a public sewer on my land?

There are some tell-tale signs that there's pipework within your property boundary. For example, there may be an inspection cover or manhole cover in your garden, such as those below.

If there are no physical signs of drains or sewers, that doesn't mean there isn't something under the ground. If your property is connected to the public sewer, it's likely that there will be a sewer pipe and/or lateral drain located within your property boundary and you will need permission to build over or close to it.

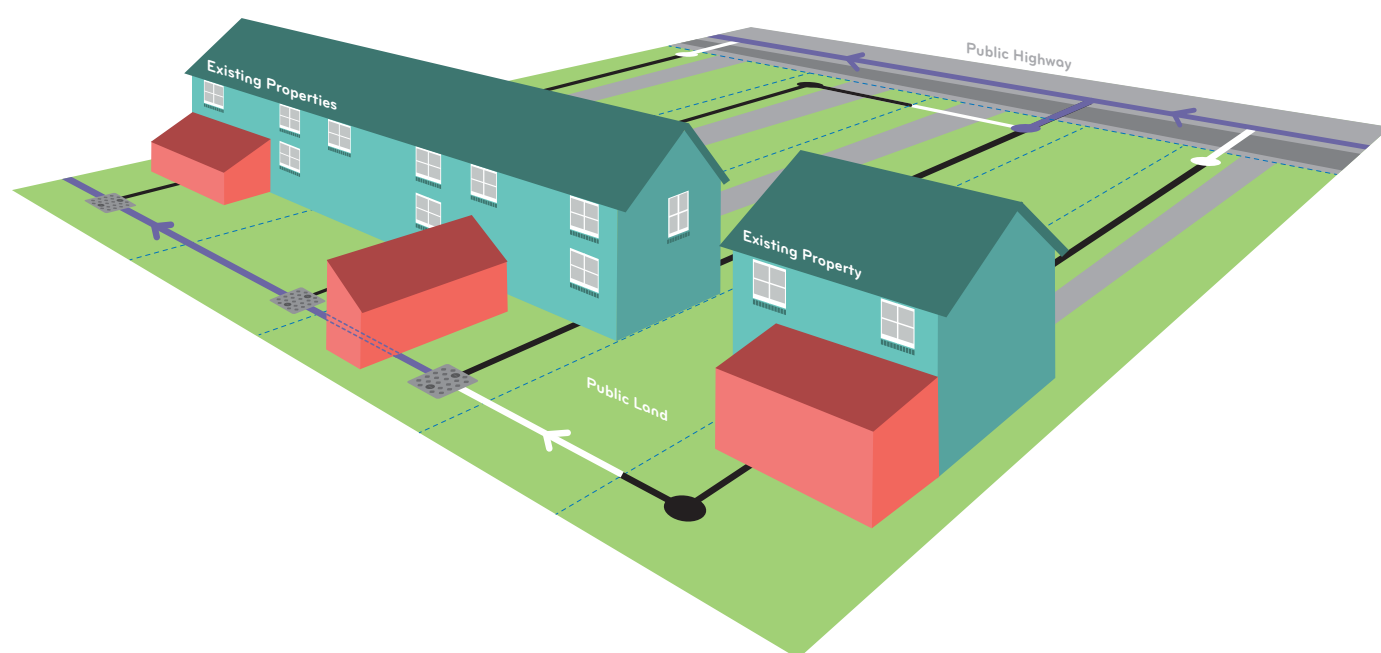
There are a few ways to find out more:

- Your architect or builder may be able to help you to find out if there's a public sewer or drain within your property boundary
- Details of drainage arrangements may be included within the legal documentation related to your property
- If you want us to help you locate the sewer, contact us on **0800 917 2652**. There is a charge for this service. Please refer to the Developer Services Schedule of Charges on our website



Examples of inspection chamber covers you might find on your property

These are some typical examples of extensions.
Sewers and lateral drains can be located anywhere
around your property. Before you start work, it's really
important to find out where they are.



Key:



Public Manhole



Private Drain - the drainage system within your property boundary which only serves your property



Public Lateral Drain - the section of drain which connects your property to the public sewer network and is located outside the boundary e.g neighbour's garden, the highway or other land



Public Sewer - the pipe which flows into the public sewer network from more than one property



How do I get consent to build over or close to a sewer?

Please note: our consent is required not only for buildings directly over our public sewers and lateral drains but also buildings close to the public sewer network – that is, within 3 metres of the sewer. If you do not gain consent and continue with your build, you may not be able to get the Building Regulations Completion Certificate that signs off your building as complete from the Local Authority or approved inspector, and this could affect the sale of your home in the future.

Here's how to get consent to build over, or within 3 metres of, a public sewer or drain:

Step 1: Review our Build over Sewer consent criteria.

These can be found at the back of this document and explain the situations where you'll need consent to build over or close to a sewer or lateral drain, and the criteria you must meet to go ahead with your build.

In some cases, extra work may be required to your property, before you meet the consent criteria – for instance, you might need to move an inspection chamber or replace some pipework. The consent criteria explains how these changes can be made, so that you can get on with your build.

Once you've read through the consent criteria, you can move on to one of the following steps:

Step 2: Complete and submit the required information

a) My build satisfies all of the criteria and I do not have to alter the public sewer network i.e. replace a pipe or move an inspection chamber.

Please complete and return the Declaration of Works form at the back of this guidance note. With the help of the consent criteria, you should be able to answer all of the questions in the Declaration of Works.

b) My build does not satisfy the criteria, but it will if I complete some minor alterations to the public sewer network i.e. reposition existing inspection chambers or replace defective pipework.

Please complete and return the Declaration of Works form along with a plan of the alterations which you intend to make to our network. Full guidance on how to undertake this work can be found within the Consent Criteria document.

c) My build falls in the range of criteria which requires consent to be issued via formal agreement i.e. deeper, larger sewers or a building with non-standard foundation arrangements.

You will need to supply us with detailed information that relates to your extension and its proximity to the sewer or lateral drain which you are building over or close to. A full list of the information you need to include can be found within the Formal Agreement guidance on our website dwrcymru.com/Developer-Services.

Step 3

Once you're ready to submit your Declaration of Works or further information, send it to:

developer.services@dwrcymru.com

**Developer Services, Dŵr Cymru Welsh Water,
PO Box 3146, Linea, Fortran Road, Cardiff, CF30 0EH**

If your build does not meet the requirements, it is unlikely that we will be able to grant consent to build over or close to our sewers. This is to protect both our pipework and your property. We are more than willing to discuss alternative arrangements such as amending your build proposals or diverting the public sewer which would enable your development to proceed.



Before you begin

If there's a sewer where you want to build, it's important to find out what condition it's in.

You can do this by arranging a CCTV survey (we can do this at a charge or you can choose your own contractor) or simply by digging down to expose the pipe. Any evidence you find this way should be stored with the deeds of your house, along with a copy of our Build over Sewer consent.

If you find damage to the sewer or lateral drain, get in touch with us so we can discuss repairs. Further details on how to replace defective sewers and lateral drains can be found in the 'Alteration' section within the consent criteria.

We also recommend that you keep evidence of the state of your sewers after your work has been completed, so you can show that the sewer has not been affected.

If there is a problem in the future with our sewer or lateral drain, as a result of your building work, we may look to recover costs from you.

How much is it going to cost?

Our charge covers the cost of:

- Administration of your declaration
- Site inspection if necessary
- Technical support
- Liaison with Building Control or your approved inspector
- Issuing your letter of consent or agreement

For charges associated with the Build over Sewer process please refer to a copy of Scheme of Charges, which can be found on our website.

Can I start work before consent is received?

No. If your proposal does not meet with our criteria, we may need to agree amendments to your design. If you have already started work, this could prove costly and difficult to do and will cause delays.

On rare occasions, we may not be able to allow you to build over our sewer. This is in the interest of protecting both our pipes and your property.

How soon will I be able to start work?

In the majority of cases, we can give our consent within 14 days. In some cases, we may need further information from you before being able to decide if the project can go ahead, or if it needs to be changed.

Exposed pipe



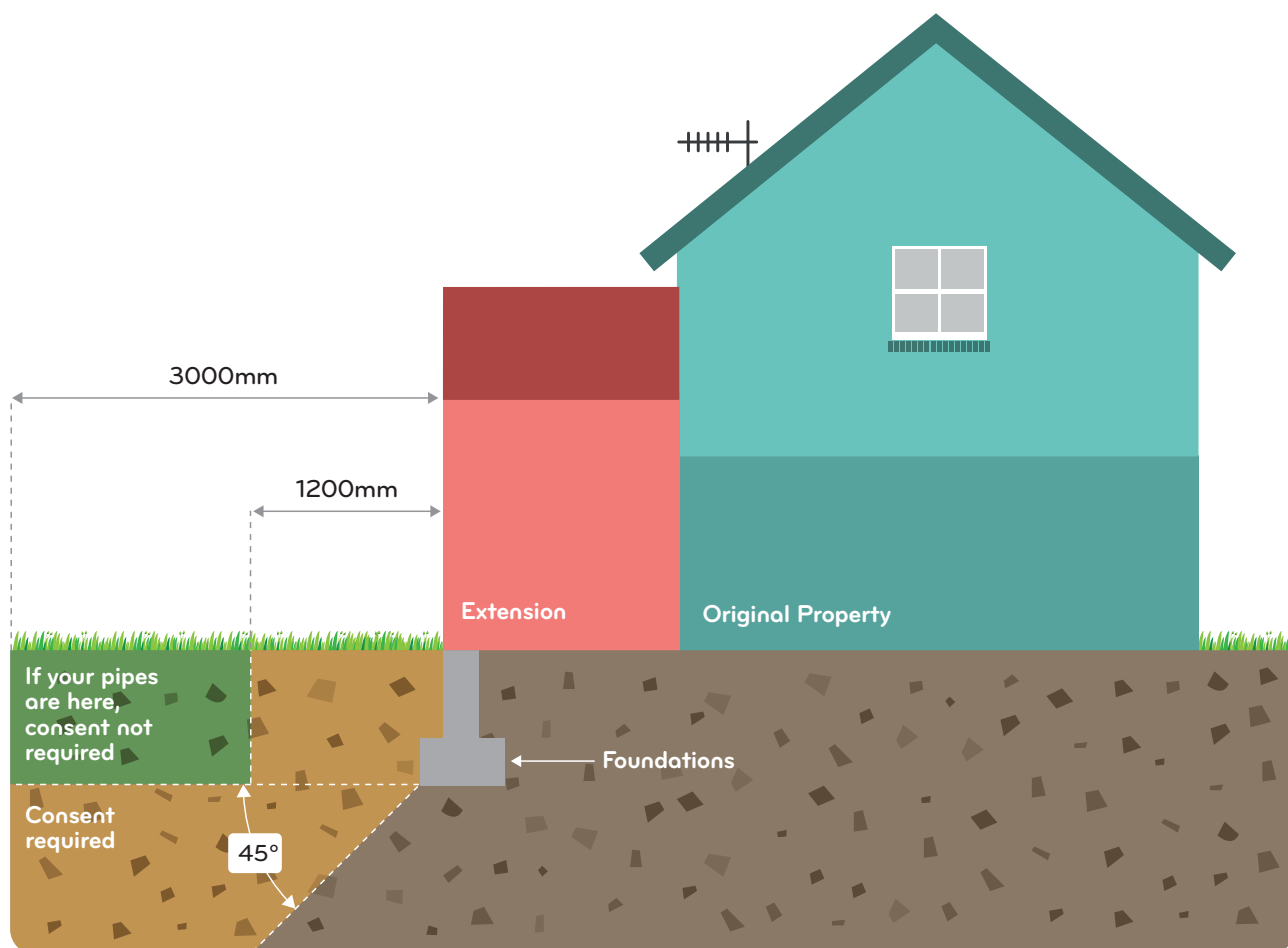
Broken pipe





Building Close to (but not over)

The diagram below highlights an exemption to these requirements i.e where a sewer is within 3 metres but is particularly shallow.





Our consent criteria

How to secure our approval to build over or close to a public sewer or lateral drain

This guidance will help you to fill out the Declaration of Works. In most cases, consent to build over will be provided by letter. In some cases consent will need to be given by formal legal agreement. In these cases, please refer to our Formal Agreement guidance notes on our website. A printable version of this declaration is included later in this document and is available on our website dwrcymru.com/developer-services

References to 'pipe', 'pipes' or 'pipework' relate to the public sewers and lateral drains which you're planning to build over or close to.

'Building close to' relates to the extension of an existing property where the new building is within 3 metres of a public sewer and/or lateral drain.

DECLARATION OF WORKS

Building over (or close to) a public sewer or lateral drain



DECLARATION OF WORKS AT:

House No: _____

Street: _____

Town: _____

Postcode: _____

Contact Tel No: _____

Email: _____

(All correspondence will be sent to this email address)

FULL NAMES:

&

are the legal owners of this property

OR, I

confirm that I have power of attorney to act on behalf of the legal owners of this property (please provide a copy of the power of attorney with this form).

PLEASE COMPLETE ALL QUESTIONS

1 Dŵr Cymru Cyfyngedig (Welsh Water) will consider providing consent to build over or close to public sewers and lateral drains if the build relates to the extension of a domestic property only. The development involves (please insert X where applicable):

- ☐ a single-storey extension
- ☐ double-storey extension
- ☐ conservatory/sunroom
- ☐ garage attached to building
- ☐ demountable shed/car port

1a Please tick the location/s of your extension.

☐ Rear ☐ Side ☐ Front

2 ☐ I/we are not aware of any historic blockages, flooding, odour or other operational issues with the sewer/lateral drain

3 ☐ I/we are not aware of any easements or restrictive covenants which would prohibit build works over or close to the sewer or lateral drain

4 ☐ The public sewer/drain is gravity-based foul, storm water or combined flow from domestic properties (i.e. not pumped)

5 ☐ Depth of the pipe, from the existing ground level to the pipe channel (invert) is less than 2m.

6 ☐ The diameter of the sewer/drain is 150mm or less

7 The sewer/drain is made of: ☐ clay ☐ concrete ☐ plastic
☐ other (please state): _____

(If 'other', details of protection method to be agreed by Developer Services prior to confirmation of consent). Please provide details: _____

8 ☐ The proposed structure will be a minimum of 500mm horizontal clearance of any public access point (manhole, inspection chamber or rodding eye).

9 ☐ The development proposals will utilise strip/trench fill foundations. If other, please state: _____

10 ☐ Where foundations are within 1m horizontally of the sewer/lateral drain, they will be formed at a depth of no less than 150mm below the pipe invert level.

11 Are you intending an altering any public assets (i.e. public pipe/ manhole within your proposal)?

Please insert X as required: ☐ Yes ☐ No

If yes, please provide drawing(s) in addition to this form.

12 ☐ When building close to a public sewer or lateral drain, please confirm the shortest horizontal distance from the external face of your building to the pipe:

Distance in metres: _____

☐ Not applicable for building over

IF YOUR PROPOSAL IS TO BUILD OVER THE PUBLIC SEWER PLEASE COMPLETE THE FOLLOWING ADDITIONAL QUESTIONS:-

13 ☐ I/we have either verified that the sewer/lateral drain which I/we propose to build over is in good condition as confirmed by a CCTV survey OR:

☐ I/we intend to verify the condition of the sewer/lateral drain by exposing the whole length of the pipe which is intended to be built over.

I/we acknowledge that liability for rectifying any defects with the sewer/drain rests with me/us. I/we have viewed and understood Welsh Water's guidance document.

☐ Note: Tick if you plan to replace the pipe work.

14 ☐ Excluding where the sewer may pass through a load-bearing wall, 500mm clearance either side of the sewer will be achieved between the edge of the new foundations and the sewer/lateral drain.

15 ☐ There is no change in diameter, direction, material or gradient beneath the area of the proposed build. I/we have viewed and understood Welsh Water's guidance on how this can be established.

16 ☐ The proposal does not involve an infill structure from one boundary to another where there are already structures to both sides - e.g. an extension which extends across the whole width of the garden, in instances where adjoining terraced properties have also done this.

17 ☐ If the sewer/lateral drain passes through a load-bearing wall, it will be protected in line with H4 (Building Regulations 2000) and/or supplementary technical drawing set out in our guidance document.

18 ☐ A minimum of 300mm headroom will be achieved between the underside of a floor slab and the crown of the sewer/ lateral drain, as per the details set out in our guidance document.

I/we confirm that my/our development proposals comply with the above points. I/we also accept that any discrepancies with information relied upon within this document which is later revealed, or any failure to adhere to elements such as establishing the pipe condition (repairing any defects), will render Welsh Water's consent invalid.

Signed: _____

Dated: _____

Signed: _____

Dated: _____

If joint names, both parties need to sign

Return your completed form to developer.services@dwrcymru.com or post it to
Developer Services, Dŵr Cymru Welsh Water, PO Box 3146, Lineo, Fortron Road, Cardiff CF30 0EH

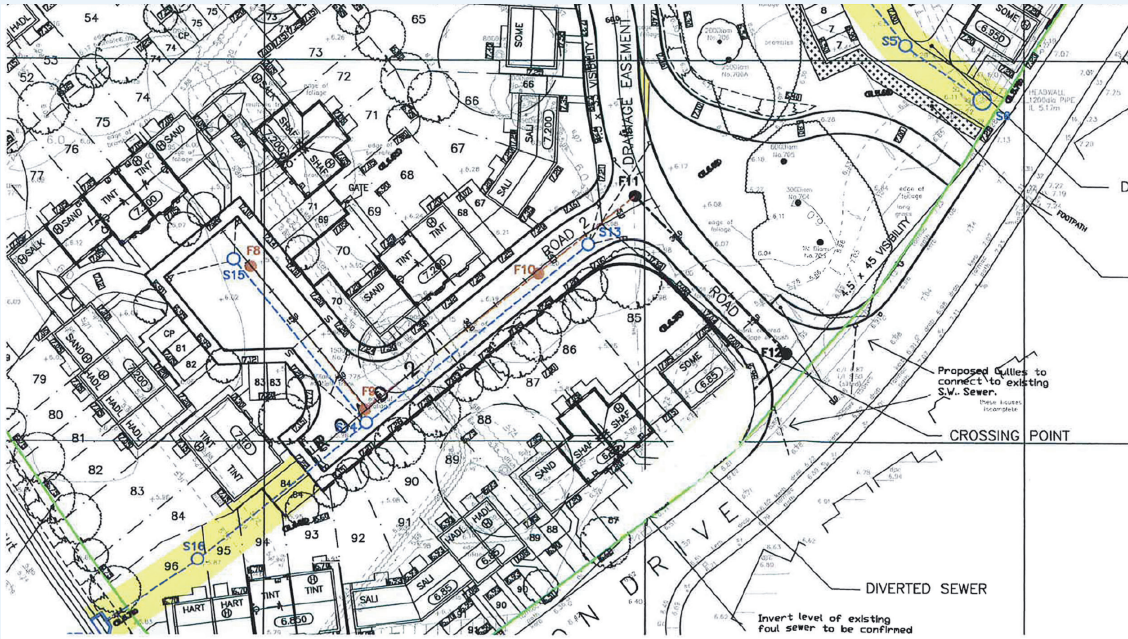
Consent Criteria

You will need to establish and confirm:

	We'll say yes, if...	We'll say no, if...	Further advice:
1. The type of building works	Your development involves a single or double storey residential extension, conservatory, annexe or garage which is attached to the existing property	Your development involves the construction of a new residential property, the extension of industrial and commercial property or any detached ancillary buildings or structure	We cannot permit a build over/close to for the following:- <ul style="list-style-type: none"> ✗ New residential properties ✗ Extensions of industrial and commercial properties ✗ Detached ancillary buildings or structure ✗ If the pipe to be built over/close to is found to be defective and not repaired ✗ The size of the pipe is greater than 225mm in diameter ✗ The pipe diameter, direction, material or gradient changes beneath the area of the proposed build and cannot be replaced/removed. ✗ If you are unable to relocate the access point, i.e. access is on junction of sewers or a change of direction ✗ Your proposal involves an infill structure from one boundary to another where there are already structures on both sides ✗ Pressurised pipes such as rising mains and water mains.
2. I/we are not aware of any historic blockages, flooding, odour or other operational issues with the sewer/lateral drain	You are not aware of any historic blockages, flooding, odour or other operational issues with the sewer/lateral drain	You have had reason to contact Welsh Water or another drainage professional as a result of problems with the sewers or lateral drains within your property within the last 12 months and these have not been repaired	
3. Are you aware of the presence of an easement or restrictive covenants which prohibit building?	You are not aware of easements or covenants which relate to the pipework which you propose to build over/close to	You are aware of easement/covenants which relate to the pipework which you propose to be built over/close to	Please see Detail A below for examples of easement detail on property deeds.
4. The sewer or lateral drain is a gravity flow pipe	The pipe freely flows and is not pressurised	The pipe is a pressurised main	This can potentially be resolved if the sewer can be diverted and the customer is prepared to enter into Sewer Diversion Agreement in accordance with S.185 Water Industry Act 1991. Please see the Developer Services Section of our website for more details.
5. Depth of the pipe from the existing ground level to the pipe channel (invert)	2m or less	Greater than 2m	This can potentially be resolved if it can be demonstrated that the development does not place any additional load on the pipe. Consent for building works over or near sewer and lateral drains which are deeper than 2m, will be issued via agreement. Please contact Welsh Water if this is the case.
6. The pipe's internal diameter. These typically relate to standard sizes, 100, 150, 225mm or the equivalent 4, 6, 9 inches	If the pipe has an internal diameter of 150mm (6 inch) or less, consent will be issued via letter, if approved. If the pipe's internal diameter is 225mm (9 inch), consent will be issued via agreement, if approved	If the pipe's internal diameter is larger than 225mm (9 inch)	This can potentially be resolved if either the size or shape of the building works is altered or the sewer is diverted using the Diversion process. Please see the Developer Services section of our website for more details.
7. The pipe material	Clay, plastic	Pitch fibre, brick, asbestos cement	This can potentially be resolved if the pipework is replaced before building works begin
8. Access points This relates to manholes, inspection chambers and rodding eyes	Your building will not be over the existing access point and is a minimum of 500mm from the new build	You are unable to meet the minimum 500mm clearance requirement or the existing access will be under the new building	This can potentially be resolved if the affected access can be repositioned or the shape of the build/extension is adjusted to meet this requirement. See Detail B below

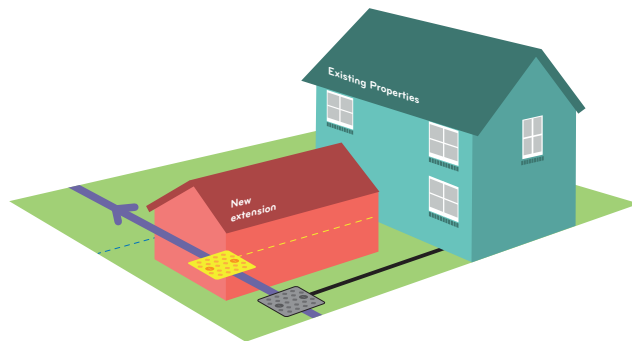
...continued

You will need to establish and confirm:	We'll say yes, if...	We'll say no, if...	Further advice:
9. The type of foundation which you intend to use	Your building relies on traditional strip or trench fill foundations. See Detail D below	Your building will use another form of foundation design e.g. pad, piling, raft, cantilever, etc.	This can potentially be resolved. A detailed assessment of the foundation and its impact may be needed. Consent issued via Agreement.
10. Depth of your foundation in relation to the pipe	Your foundations are designed to be at least 150mm below the pipe when located within 1m (horizontally) of the pipe.	Required foundation depth cannot be achieved	This can potentially be resolved if alternative foundation proposals are submitted and agreed. Consent issued via Agreement See Detail E below
11. That you need to move/replace access (inspection chamber or manhole) within your proposed areas of work.	You provide us details of your proposals and we confirm that we are satisfied and you adhere to our policy - Altering our sewers, lateral drains and access arrangements (page 19 of this document).	The details submitted do not enable us to properly assess your proposals or you are not prepared to adhere to policy.	Please ensure that you submitted details confirming the materials and type of access chamber you intend to install.
12. The distance from the external face of your build or pipe in meters.	If your build and its foundations are deeper than our sewer / lateral drain. (Please see details E and A within our consent criteria).	Your building and its foundation are likely to transfer an additional load (weight) onto the sewer / lateral drain via the surrounding ground	Please confirm the distance between our sewer or lateral drain and the external face of builds foundation. If this distance varies, (e.g. the pipe is diagonal to the build), please attach a plan with dimensions to your submission.
13. The pipes condition (where existing pipework is not being replaced)	Pipe is in good condition. This can be established by exposing the length of pipe which will be built over or the completion of an internal CCTV survey	The pipework is found to be defective and is not repaired	This can potentially be resolved if the pipe is replaced. For further information please see our alterations page at the back of this document
14. Foundation positioning Distance between the pipe and foundations	The foundation design protects the pipe where it passes nearby. See Detail E The foundations which support the wall which do not cross the sewer, must have a minimum 500mm horizontal clearance between the edge of the new foundations and pipe	Your foundation design cannot achieve 500mm clearance from the pipe.	This can potentially be resolved after a detailed assessment of the foundation and its impact on the pipe. Consent issued via Agreement
15. The pipe continuity under the new building	The pipe does not change in diameter, direction, material or gradient beneath the proposed new building	Diameter, direction, material or gradient clearly changes beneath (or close to) the area of proposed build	This can potentially be resolved if the pipework is replaced and/or realigned before building works begin
16. Overall length of pipe (sewer) with no external access. This is only applicable for properties where building works over a sewer are proposed across the whole width of the garden	You do not intend to build across the full width of your garden. If you do, external access to the sewer is available via the adjacent neighbour's garden.	You intend to build across the full width of your garden and your neighbours have also done the same. This will result in a situation where there is no external access to the sewer across three or more adjoining properties.	This can potentially be resolved if suitable alternative access arrangements to the public sewer network can be provided by amending the shape of your building. See Detail C below
17. Protecting the pipe where walls/foundation are built and cross over.	Your foundation design complies with the Standards set out within H1 Building Regulations and Welsh Water. See Detail F	The minimum lintel requirements cannot be achieved	
18. Distance between the floor of the new building and pipe	Your design incorporates a minimum of 300mm headroom between the underside of the new floor slab and the pipe. See Detail E below	Your design cannot provide 300mm of headroom between the underside of the new floor and the pipe.	This can potentially be resolved if the sewer can be diverted and the customer is prepared to enter into Section 185 Sewer Diversion Agreement Water Industry Act 1991



Detail A
Easement drawings

Detail B



Key:



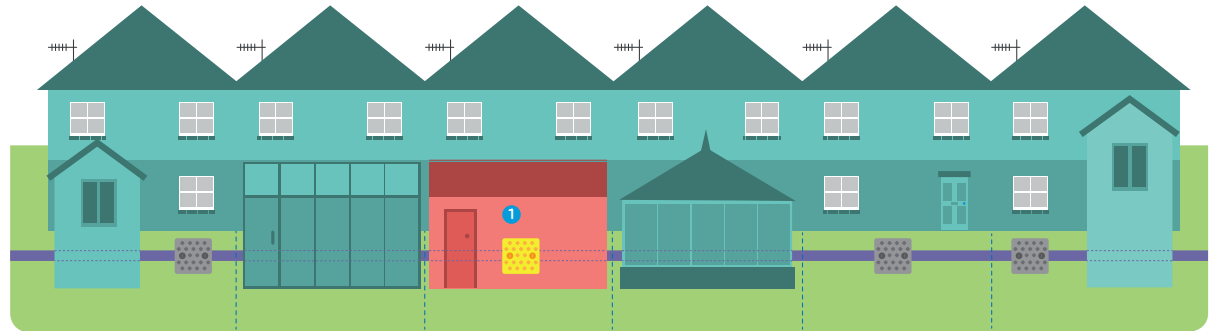
Existing inspection chamber on the public sewer



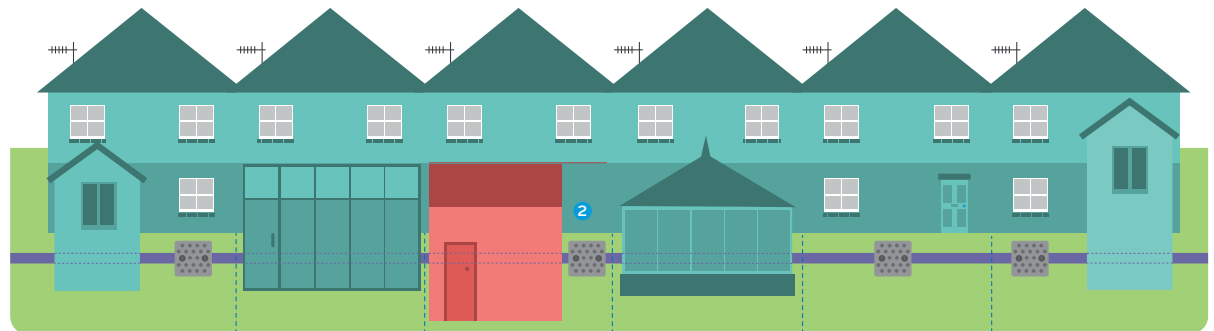
Repositioned inspection chamber
on the public sewer

Detail C

NOT ACCEPTABLE



ACCEPTABLE



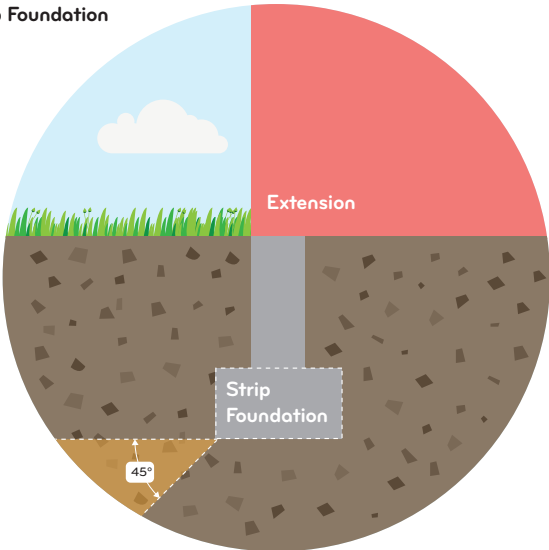
Key:

- 1 Length of pipe built over not acceptable as it is over six meters long, with no space for access.
- 2 This can be overcome by amending the shape of the building and repositioning the existing access

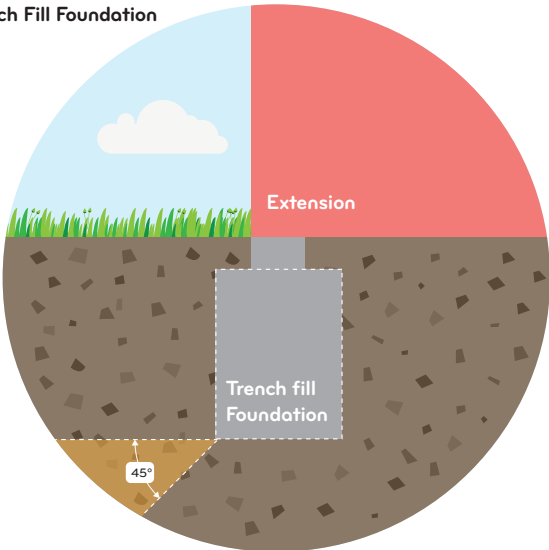
Please note:
Diagrams not to scale

Detail D

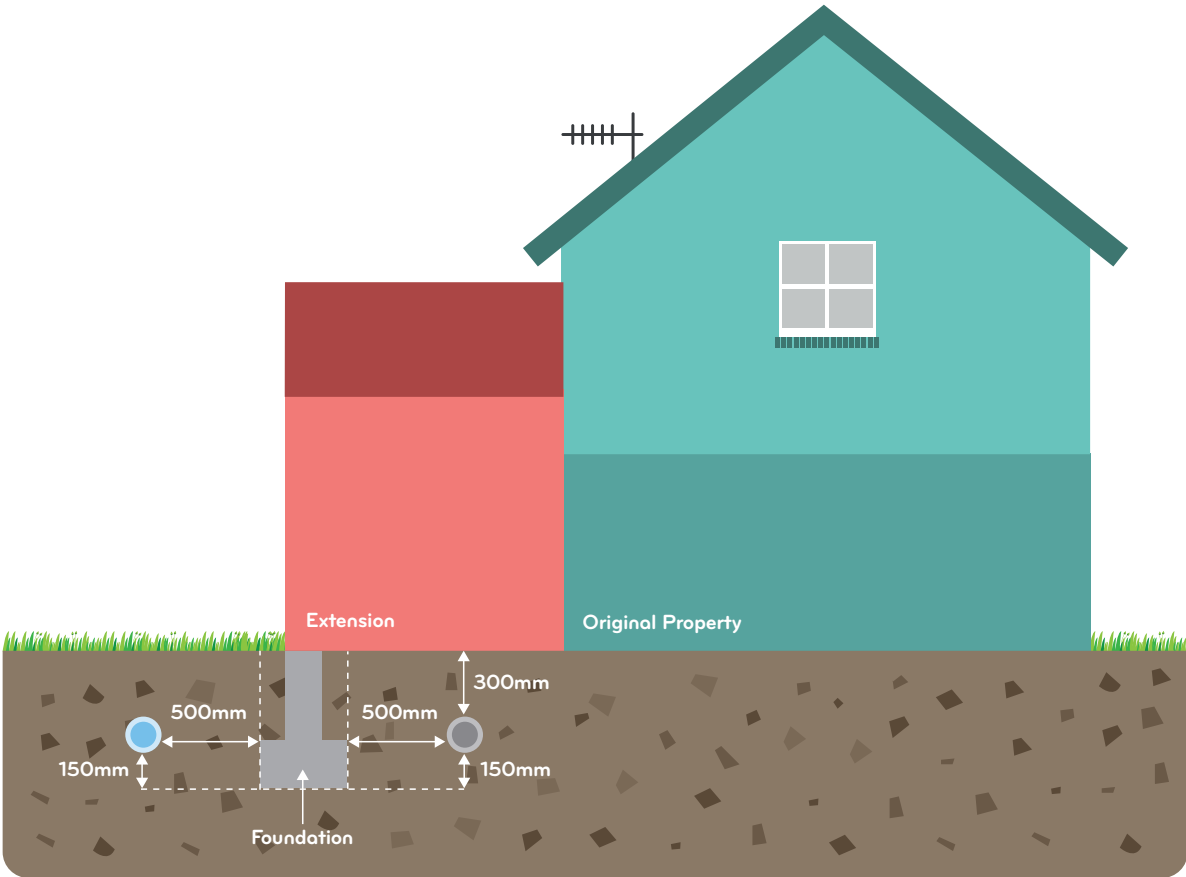
Strip Foundation



Trench Fill Foundation



Detail E



Minimum 500mm horizontal clearance
between foundation and sewers

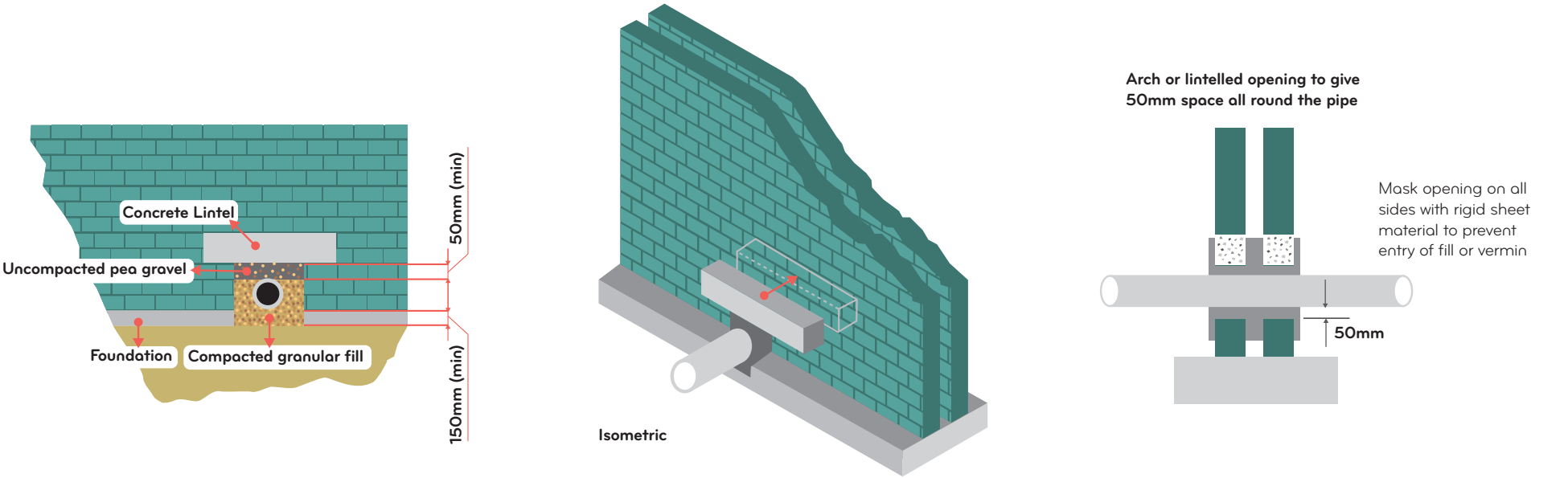
Depth of foundation in relation to the
pipe should be a minimum of 150mm
within one metre horizontally



Example existing sewer run
below or next to new building

Please note:
Diagrams not to scale

Detail F Protecting the pipe where walls/
foundations are built and cross over



Please note:
Diagrams not to scale



Altering our sewers, lateral drains and access arrangements

If you need to undertake any alterations to a public sewer or lateral drain, such as repositioning an existing inspection chamber, or replacing a defective pipe, the scope of the work will need to be agreed in advance with us. Please submit detail of your proposed alterations to **developer.services@dwrcymru.com**

If you encounter defective or damaged pipework while working, this is likely to need to be replaced. The responsibility for replacing the pipe work in order to continue with works, will be dependent on the extent of the defects and is a decision Welsh Water will make subject to discussions and a site visit.

You and your contractor will also need to take account of the following requirements prior to any works:

Any work undertaken on the public sewerage network needs to take account of a host of hazards including, but not limited to: confined spaces, working at depth and the potential presence of toxic/explosive gases.

Welsh Water therefore needs to be satisfied that your appointed contractor undertaking works to our sewers or drains, is both competent and suitably qualified in respect of current Health and Safety Legislation.

Contractors wishing to access the public sewer network must first demonstrate that they have the appropriate company health and safety systems and processes in place which ensure their staff are able to safely access our networks. We will undertake checks to ensure that the contractor is a member of one of the organisations which form part of the Health and Safety Executive (HSE) endorsed, Safe Schemes in Procurement (SSIP), accreditation process. The HSE has brought together numerous existing Health and Safety accreditation bodies under the Safe Schemes in Procurement (SSIP) umbrella. Further information on this scheme and its member organisations can be found by visiting **www.ssip.org.uk**

We will check the pre-qualification status of your chosen contractor with the approving organisation during the application process. In addition to the SSIP requirements, your contractor will also have to secure Access to Assets approval ahead of making the physical sewer connection.

Access to Asset Process

The contractor who is planning to access our network will be provided with details of known location specific sewer network risks and hazards via the AFO2 process.

A copy of Access to Asset Form AFO2 can be found on our website and includes details of the information which needs to be submitted to secure Access to Assets approval.

Contractors will be asked for their Access to Asset Consent reference number when they provide us with 48 hours notice ahead of the work. Contact details can be found on the AFO2 form. In the event of an operational issue within the sewage network which we are aware of during the period of the planned works, the contractor will be notified to cease works and leave the sewer network.



Ready to Build? Here's a handy checklist to make sure you've got everything covered...

☐ Identify whether there are any public sewers or lateral drains within the area of your proposed build

- Look for details of a drainage arrangement included with the legal documents for your house
- Seek the advice of your designer/architect, preferred builder or other suitably qualified professional
- Or contact us on 0800 917 2652 and we'll help you find the pipes

☐ Check our consent criteria

- Establish whether your build will be able to satisfy our criteria and whether any alterations to our network are necessary

☐ Complete and submit a Declaration of Works or make a full application

- We also need to see details of the alterations you propose to our network
- Submission of these details will enable us to review your declaration and inform you of the next steps in the process



Send your completed Declaration of Works form to:

Developer Services
Dŵr Cymru Welsh Water
PO Box 3146
Linea
Fortran Road
Cardiff CF30 0EH

Make sure you have:

- Completed all parts of the form
- Signed the form
- Included details from any CCTV survey you may have conducted.

Tel: 0800 917 2652
Email: developer.services@dwrcymru.com

dwrcymru.com

DECLARATION OF WORKS

Building over (or close to) a public sewer or lateral drain



DECLARATION OF WORKS AT:

House No:

Street:

Town:

Postcode:

Contact Tel No:

Email:

(All correspondence will be sent to this email address)

FULL NAMES:

&

are the legal owners of this property

OR, I

confirm that I have power of attorney to act on behalf of the legal owners of this property (please provide a copy of the power of attorney with this form).

PLEASE COMPLETE ALL QUESTIONS

1 Dŵr Cymru Cyfyngedig (Welsh Water) will consider providing consent to build over or close to public sewers and lateral drains if the build relates to the extension of a domestic property only. The development involves (please insert X where applicable):

- ☐ a single-storey extension
☐ double-storey extension
☐ conservatory/sunroom
☐ garage attached to building
☐ demountable shed/car port

1a Please tick the location/s of your extension.

☐ Rear ☐ Side ☐ Front

2 ☐ I/we are not aware of any historic blockages, flooding, odour or other operational issues with the sewer/lateral drain

3 ☐ I/we are not aware of any easements or restrictive covenants which would prohibit build works over or close to the sewer or lateral drain

4 ☐ The public sewer/drain is gravity based foul, storm water or combined flow from domestic properties (i.e. not pumped)

5 ☐ Depth of the pipe, from the existing ground level to the pipe channel (invert) is less than 2m

6 ☐ The diameter of the sewer/drain is 150mm or less

7 The sewer/drain is made of: ☐ clay ☐ concrete ☐ plastic
☐ other (please state):
(If "other", details of protection method to be agreed by Developer Services prior to confirmation of consent). Please provide details:
.....
.....

8 ☐ The proposed structure will be a minimum of 500mm horizontal clearance of any public access point (manhole, inspection chamber or rodding eye).

9 ☐ The development proposals will utilise strip/trench fill foundations. If other, please state:
.....

10 ☐ Where foundations are within 1m horizontally of the sewer/lateral drain, they will be formed at a depth of no less than 150mm below the pipe invert level.

11 Are you intending on altering any public assets i.e public pipe/ manhole within your proposal?

Please insert X as required. ☐ Yes ☐ No

If yes, please provide drawing(s) in addition to this form.

12 ☐ When building **close to** a public sewer or lateral drain, please confirm the shortest horizontal distance from the external face of your building to the pipe:

Distance in metres:

☐ Not applicable for building over

IF YOUR PROPOSAL IS TO BUILD OVER THE PUBLIC SEWER PLEASE COMPLETE THE FOLLOWING ADDITIONAL QUESTIONS:-

13 ☐ I/we have either verified that the sewer/lateral drain which I/we propose to build over is in good condition as confirmed by a CCTV survey **OR:**

☐ I/we intend to verify the condition of the sewer/lateral drain by exposing the whole length of the pipe which is intended to be built over.

I/we acknowledge that liability for rectifying any defects with the sewer/drain rests with me/us. I/we have viewed and understood Welsh Water's guidance document.

☐ **Note.** Tick if you plan to replace the pipe work.

14 ☐ Excluding where the sewer may pass through a load-bearing wall, 500mm clearance either side of the sewer will be achieved between the edge of the new foundations and the sewer/lateral drain.

15 ☐ There is no change in diameter, direction, material or gradient beneath the area of the proposed build. I/we have viewed and understood Welsh Water's guidance on how this can be established.

16 ☐ The proposal does not involve an infill structure from one boundary to another where there are already structures to both sides – e.g. an extension which extends across the whole width of the garden, in instances where adjoining terraced properties have also done this.

17 ☐ If the sewer/lateral drain passes through a load-bearing wall, it will be protected in line with H4 [Building Regulations 2000] and/or supplementary technical drawing set out in our guidance document.

18 ☐ A minimum of 300mm headroom will be achieved between the underside of a floor slab and the crown of the sewer/ lateral drain, as per the details set out in our guidance document.

I/we confirm that my/our development proposals comply with the above points. I/we also accept that any discrepancies with information relied upon within this document which is later revealed, or any failure to adhere to elements such as establishing the pipe condition (repairing any defects), will render Welsh Water's consent invalid.

Signed:

Dated:

Signed:

Dated:

If joint names, both parties need to sign

Return your completed form to developer.services@dwrcymru.com or post it to

Developer Services, Dŵr Cymru Welsh Water, PO Box 3146, Linea, Fortran Road, Cardiff CF30 0EH